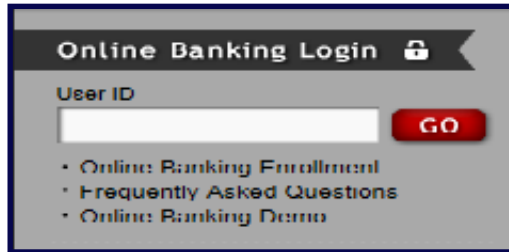


# Custom Debit Card Instructions

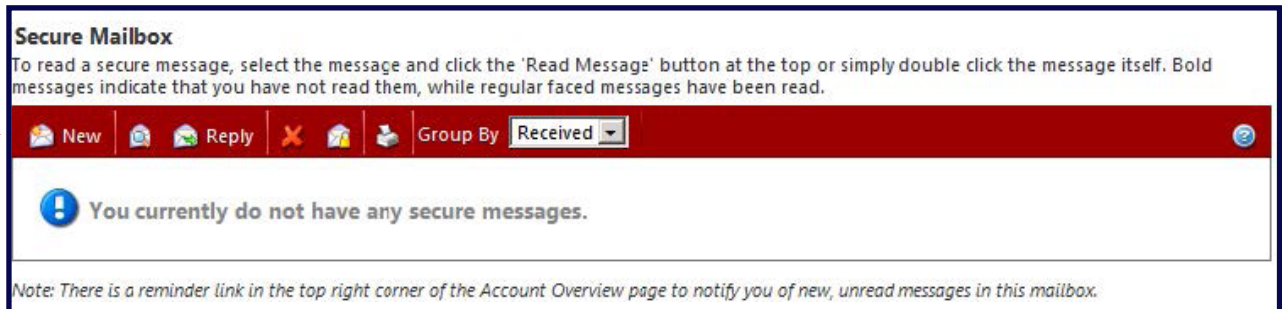
1. Visit [www.klebergbank.com](http://www.klebergbank.com) and login to your **Online Banking account**.



2. Under the services menu select **“Messages”**.

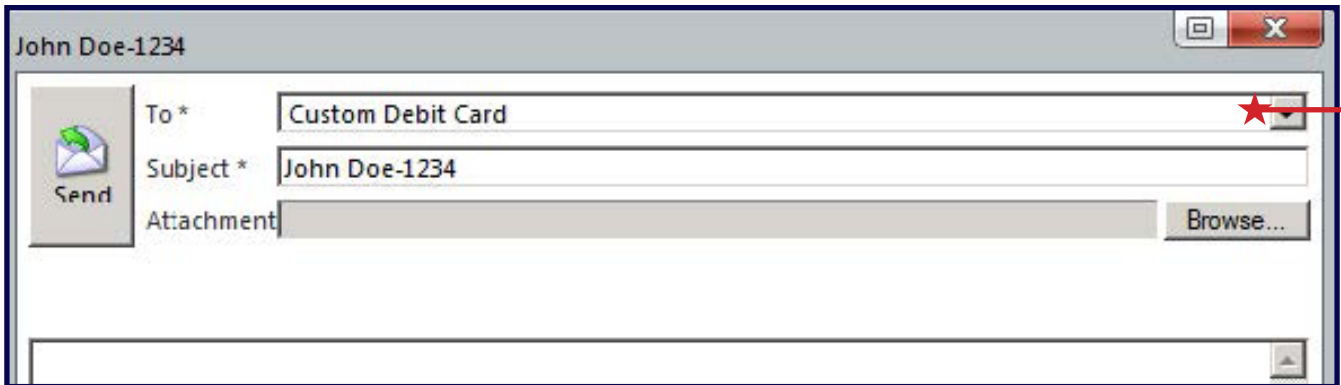


3. Click **“New”** to create a new message.



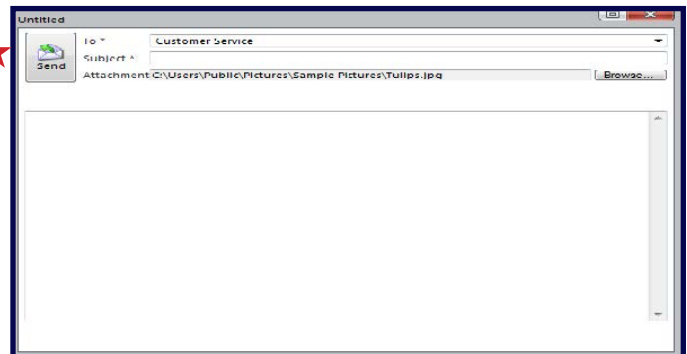
# Custom Debit Card Instructions

4. Select "Custom Debit Card" from the drop down box on the first line.
5. On the Subject line, enter your name as it appears on your card and the last 4 digits of your debit card number.
6. Click the  button to add your custom image to the message.  
***Files must be in JPG or JPEG format.***



7. Select your image from you computer, upon completion it should look something similar to this:

8. In the body of the message you can add any comments or special instructions pertaining to your card order.



9. Once completed select send.

Your card will be delivered via regular mail within 5-7 business days. You will receive a new PIN number for the card in a separate envelope. If you would like to personalize the PIN number, please visit any of our 11 locations during normal business hours to change the PIN number at your convenience. This service is available at no charge to Freedom Plus Account Holders.